

DESIGNED FOR LOCAL BUSINESSES AND MUNICIPALITIES.

ENGINEERED BUILDINGS

Standard features:

Choice of steel for the arch, depending on use:

We use the most suitable and adequate levels of galvanization available on the market, ensuring optimal protection against corrosion.

Lower portion of the truss : [Hot-dip galvanized](#)

Truss : Double from 16" to 58"

Hardware: [Hot-dip galvanized](#)

Standard / Elite Membrane : [12oz](#) / [13.75oz](#)

Options : [Fire Retardant](#) [Color Trim](#)

AVIATION

EQUIPMENT STORAGE

MANUFACTURING

PORTS & WATERWAYS

WASTE & RECYCLING

COMMUNITY CENTER

EVENTS

MINING

SALT & SAND STORAGE

WATER TREATMENT

COMPOST

ICE RINK & SPORTS CENTER

OIL & GAS

STORAGE & WAREHOUSING

FOUNDATIONS

- Concrete blocks
- Concrete slab
- Concrete beam on ground
- Continuous floating
- Poured Walls
- Piers
- Grade Beam
- Shipping Containers

DOORS

- Service
- Garage
- Multiple garage
- Side
- Loading Dock

END WALLS

- Open
- Partial
- Closed
- Steel Sheets

NATURAL VENTILATION

- End wall ventilation with shutters
- Roof vents

HIGH PERFORMANCE VENTILATION

- Skyvent
- Topvent
- Fans


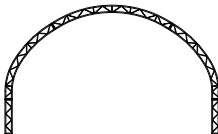

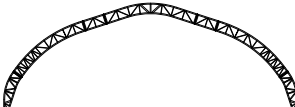
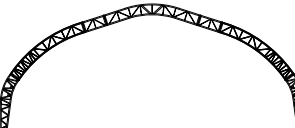
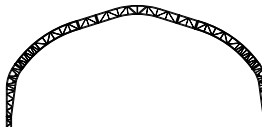
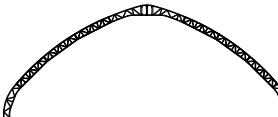
OTHER OPTIONS

- Snow Deflectors
- Junction to an existing building
- Expansion
- Branding
- Insulation
- Heating and lighting
- Curved roof bracing
- Side opening



ALL OUR BUILDINGS ARE ENGINEERED TO COMPLY WITH LOCAL BUILDING CODES.

CLEARANCE TABLE - DB / S100 SERIES

HP-HD		33'	40'	XP-HD				33'	40'
	TRUSS DEPTH	16''						16''	
	CENTER CLEARANCE	15'3''	16'3''					21'9''	22'9''
	CLEARANCE (2')	7'5''						13'11''	
	CLEARANCE (4')	9'10''						16'4''	
HP-HD		33'	40'	50'	60'	70'	80'	90'	100'
	TRUSS DEPTH			24''					
	CENTER CLEARANCE			20'9''	22'4''	24'0''	25'7''		
	CLEARANCE (2')			7'2''					
	CLEARANCE (4')			9'10''					
HP-HHD		33'	40'	50'	60'	70'	80'	90'	100'
	TRUSS DEPTH			30''					
	CENTER CLEARANCE				21'9''	23'5''	25'0''	26'8''	
	CLEARANCE (2')			6'1''					
	CLEARANCE (4')			9'3''					
XP-HD		33'	40'	50'	60'	70'	80'	90'	100'
	TRUSS DEPTH			24''					
	CENTER CLEARANCE			25'9''	27'5''	29'0''	30'8''		
	CLEARANCE (2')			12'7''					
	CLEARANCE (4')			15'3''					
XP-HHD		33'	40'	50'	60'	70'	80'	90'	100'
	TRUSS DEPTH			30''					
	CENTER CLEARANCE				26'9''	28'5''	30'0''	31'8''	36'0''
	CLEARANCE (2')			11'9''					
	CLEARANCE (4')			14'8''					
XXP-HHD		33'	40'	50'	60'	70'	80'	90'	100'
	TRUSS DEPTH			30''					
	CENTER CLEARANCE				32'9''	34'5''	36'0''	37'8''	
	CLEARANCE (2')			17'1''					
	CLEARANCE (4')			20'3''					
S100				100'	125'	140'	160'	140'	160'
	TRUSS DEPTH			33''			33''	58''	58''
	CENTER CLEARANCE			46'11''	50'	51'8''	53'1''	51'3''	52'5''
	CLEARANCE (5')			14'5''			14'5''	9'	9'
	CLEARANCE (10')			20'10''			20'10''	18'	18'

WARRANTY

The steel structures supplied as MegaDome carry a limited, prorated warranty of 10 years for pre-galvanized steel and 15 years for hot-dip galvanized steel (performed after welding). The warranty applies to the original purchaser/customer, against any defects related to the original specifications (steel type, galvanization thickness, etc.) as well as manufacturing defects on the main structure components. This warranty is limited to components which are manufactured by Harnois and shall be interpreted within the context of its anticipated life expectancy, when used for its original purpose and maintained as prescribed by the manufacturer.

10 YEARS

PREGALVANIZED STRUCTURE
15-YEAR WARRANTY FOR HOT-DIP GALVANIZED STEEL

15 YEARS

MEMBRANE
20-YEAR WARRANTY FOR THE ELITE MEMBRANE